






EXPRESSIONS (methafilcon A) Soft (Hydrophilic) Contact Lenses for Myopia and Hyperopia

PACKAGE INSERT

IMPORTANT: Please read carefully and keep this information for future use. This package insert is intended for the eye care practitioner, but should be made available to patients upon request. The eye care practitioner should provide the patient with the patient instructions that pertain to the patient's prescribed lens.

SYMBOLS KEY

The following symbols may appear on the label or carton.

SYMBOL	DEFINITION
	Caution: Federal (USA) law restricts this device to sale by or on the order of a licensed practitioner
	See Instructions for Wearers
	Use by Date (expiration date)
	Batch Code
	Sterile using Steam Heat

CAUTION: FEDERAL LAW RESTRICTS THIS DEVICE TO SALE BY OR ON THE ORDER OF A LICENSED PRACTITIONER.

DESCRIPTION

EXPRESSIONS (methafilcon A) Contact Lenses are available as spherical lenses. The lens material, methafilcon A, is a random copolymer of hydroxyethylmethacrylate and methacrylic acid. The lenses are made by modifying the uncolored methafilcon A lens by affixing a colored pigment on that portion of the front surface that corresponds to the iris. The colored pigments consist of carbazole violet, chromium oxide green, dihydrodinaphtho brown, dihydrodioxo yellow, phthalocyanine green, iron oxide red, iron oxide brown, iron oxide black, phthalocyanine blue, and titanium oxide.

EXPRESSIONS contact lenses parameters:

- o Diameter: 14.2 mm to 15.0 mm
- o Base Curve: 8.0 mm to 9.5 mm
- o Center Thickness: 0.05 mm to 0.60 mm (varies with power)
- o Powers: -20.00 D to +20.00 D

The physical/optical properties of the lens are:

- o Refractive Index: 1.41
- o Light Transmittance: >96%
- o Surface Character: Hydrophilic
- o Water Content: 55%
- o Oxygen Permeability: 19.7×10^{-11} (cm²/sec)(ml O₂/ml x mmHg) 35°C (Fatt method)

Call our Customer Service Department at (800) 341-2020 for current availability

Expressions (methafilcon A) Soft (hydrophilic) Contact Lenses may be prescribed for daily wear or frequent/planned replacement wear.

ACTIONS

When placed on the cornea in its hydrated state, the **EXPRESSIONS** (methafilcon A) Soft (Hydrophilic) Contact Lens acts as a refracting medium to focus light rays on the retina.

INDICATIONS FOR USE

Part Number: PI01015
Revision A

EXPRESSIONS Contact lenses are indicated for daily wear and extended wear from 1 to 7 days between removals for cleaning and disinfecting as recommended by the eye care practitioner. They are also indicated to enhance or alter the apparent color of the eye, including ocular masking, either in sighted or non-sighted eyes that require a prosthetic contact lens for the management of conditions such as corneal, iris or lens abnormalities. The lens may also be prescribed for the correction of refractive ametropia (myopia and hyperopia) in aphakic and not-aphakic persons with non-diseased eyes. The lenses may be worn by persons who exhibit astigmatism of 2.00 diopters or less that does not interfere with visual acuity or for occlusive therapy for conditions such as diplopia, amblyopia or extreme photophobia.

FREQUENT/PLANNED REPLACEMENT WEAR

When prescribed for Frequent/Planned Replacement Wear, Expressions Contact Lenses are to be cleaned, rinsed and disinfected each time they are removed from the eye and discarded after the recommended wearing period prescribed by the eye care practitioner.

Note: Only chemical and hydrogen peroxide disinfection systems may be used with all Expressions.

CONTRAINDICATIONS (REASONS NOT TO USE)

DO NOT USE Expressions when any of the following conditions exist:

- Acute and subacute inflammation or infection of the anterior chamber of the eye.
- Any eye disease, injury, or abnormality that affects the cornea, conjunctiva, or eyelids.
- Severe insufficiency of lacrimal secretion (dry eyes).
- Corneal hypoesthesia (reduced corneal sensitivity), if not-aphakic.
- Any systemic disease that may affect the eye or be exaggerated by wearing contact lenses.
- Allergic reactions of ocular surfaces or adnexa that may be induced or exaggerated by wearing contact lenses or use of contact lens solutions.
- Allergy to any ingredient, such as mercury or thimerosal, in a solution which is to be used to care for the Expressions Contact Lenses.
- Any active corneal infection (bacterial, fungal, or viral).
- If eyes become red or irritated.
- The patient is unable to follow lens care regimen or unable to obtain assistance to do so.

WARNINGS

Patients should be advised of the following warnings pertaining to contact lens wear:

- Problems with contact lenses and lens care products could result in serious injury to the eye. It is essential that patients follow their eye care practitioner's directions and all labeling instructions for proper use of lenses and lens care products, including the lens case. Eye problems, including corneal ulcers, can develop rapidly and lead to loss of vision.
- All contact lens wearers must see their eye care practitioners as directed. If the lenses are for extended wear, the eye care practitioner may prescribe more frequent visits.
- Daily wear lenses are not indicated for overnight wear, and patients should be instructed not to wear lenses while sleeping. Clinical studies have shown that the risk of serious adverse reactions is increased when these lenses are worn overnight.
- The risk of ulcerative keratitis has been shown to be greater among users of extended wear lenses than among users of daily wear lenses. The risk among extended wear users increases with the number of consecutive days that the lenses are worn between removals, beginning with the first overnight use. This risk can be reduced by carefully following directions for routine lens care, including cleaning of the lens case.
- Studies have shown that contact lens wearers who are smokers have a higher incidence of adverse reactions than nonsmokers.

- If a patient experiences eye discomfort, excessive tearing, vision changes, or redness of the eye, the patient should be instructed to immediately remove lenses and promptly contact his or her eye care practitioner.

PRECAUTIONS

Special Precautions for Eye Care Practitioners:

- Due to the small number of patients enrolled in clinical investigation of lenses, all refractive powers, design configurations, or lens parameters available in the lens material are not evaluated in significant numbers. Consequently, when selecting an appropriate lens design and parameters, the eye care practitioner should consider all characteristics of the lens that can affect lens performance and ocular health, including oxygen permeability, wettability, central and peripheral thickness, and optic zone diameter.

The potential impact of these factors on the patient's ocular health should be carefully weighed against the patient's need for refractive correction; therefore, the continuing ocular health of the patient and lens performance on the eye should be carefully monitored by the prescribing eye care practitioner.

- Aphakic patients should not be fitted with Expressions until the determination is made that the eye has healed completely.
- Fluorescein, a yellow dye, should not be used while the lenses are on the eyes. The lenses absorb this dye and become discolored. Whenever fluorescein is used in eyes, the eyes should be flushed with a sterile saline solution that is recommended for in-eye use.
- Before leaving the eye care practitioner's office, the patient should be able to promptly remove the lenses or should have someone else available who can remove the lenses for him or her.
- Eye care practitioners should instruct the patient to remove the lenses immediately if the eye becomes red or irritated.

Eye care practitioners should carefully instruct patients about the following care regimen and safety precautions:

- Different solutions cannot always be used together, and not all solutions are safe for use with all lenses. Use only recommended solutions.
 - Never use solutions recommended for conventional hard contact lenses only.
 - Use only chemical (not heat) disinfection with Expressions lenses. **Heat disinfection should not be used. Repeated heat disinfection will cause irreversible damage to Expressions.**
 - Always use fresh, unexpired lens care solutions.
 - Always follow directions in the package inserts for the use of contact lens solutions.
 - Sterile unpreserved solutions, when used, should be discarded after the time specified in the labeling directions.
 - Do not use saliva or anything other than the recommended solutions for lubricating or wetting lenses.
 - Always keep the lenses completely immersed in the recommended storage solution when the lenses are not being worn (stored). Prolonged periods of drying may damage the lenses. Follow the lens care directions for Care for a Dried Out (Dehydrated) Lens if lens surface does become dried out.
- If the lens sticks (stops moving) on the eye, follow the recommended directions on Care for a Sticking Lens. The lens should move freely on the eye for the continued health of the eye. If nonmovement of the lens continues, the patient should be instructed to **immediately** consult his or her eye care practitioner.
- Always wash and rinse hands before handling lenses. Do not get cosmetics, lotions, soaps, creams, deodorants, or sprays in the eyes or on the lenses. It is best to put on lenses before putting on makeup. Water-based cosmetics are less likely to damage lenses than oil-based products.
- Do not touch contact lenses with the fingers or hands if the hands are not free of foreign materials, as lens damage may occur.

- Carefully follow the handling, insertion, removal, cleaning, disinfecting, storing and wearing instructions in the Patient Instructions for Expressions contact lenses and those prescribed by the eye care practitioner.
- Never wear lenses beyond the period recommended by the eye care practitioner.
- If aerosol products such as hair spray are used while wearing lenses, exercise caution and keep eyes closed until the spray has settled.
 - Always handle lenses carefully and avoid dropping them.
 - Avoid all harmful or irritating vapors and fumes while wearing lenses.
 - Ask the eye care practitioner about wearing lenses during sporting activities.
 - Inform the doctor (health care practitioner) about being a contact lens wearer.
 - Never use tweezers or other tools to remove lenses from the lens container unless specifically indicated for that use. Pour the lens into the hand.
 - Do not touch the lens with fingernails.
 - Always contact the eye care practitioner before using any medicine in the eyes.
 - Always inform the employer of being a contact lens wearer. Some jobs may require use of eye protection equipment or may require that the patient not wear contact lenses.
 - As with any contact lens, follow-up visits are necessary to assure the continuing health of the patient's eyes. The patient should be instructed as to a recommended follow-up schedule.

ADVERSE REACTIONS

The patient should be informed that the following problems may occur:

- Eyes stinging, burning, or itching (irritation), or other eye pain.
- Comfort is less than when the lens was first placed on the eye.
- Feeling that something is in the eye such as a foreign body or a scratched area.
- Excessive watering (tearing) of the eyes.
- Unusual eye secretions.
- Redness of the eyes.
- Reduced sharpness of vision (poor visual acuity).
- Blurred vision, rainbows, or halos around objects.
- Sensitivity to light (photophobia).
- Dry eyes.

If the patient notices any of the above, he or she should be instructed to:

- **Immediately remove the lenses.**
- If the discomfort or the problem stops, then look closely at the lens. If the lens is in some way damaged, do not put the lens back on the eye. Place the lens in the storage case and contact the eye care practitioner. If the lens has dirt, an eyelash, or other foreign body on it, or the problem stops and the lens appears undamaged, the patient should thoroughly clean, rinse, and disinfect both lenses; then reinsert them. After reinsertion, if the problem continues, the patient should **immediately remove the lenses and consult the eye care practitioner.**

When any of the above problems occur, a serious condition such as infection, corneal ulcer, neovascularization, or iritis may be present. The patient should be instructed to **keep the lens off the eye and seek immediate** professional identification of the problem and prompt treatment to avoid serious eye damage.

FITTING

Conventional methods of fitting contact lenses apply to Expressions. For a detailed description of the fitting techniques, refer to the Expressions Professional Fitting and Information Guide, copies of which are available from:

CooperVision, Inc.
711 North Road
Scottsville, New York 14546
1-800-341-2020
www.coopervision.com

WEARING SCHEDULE

The wearing and replacement schedules should be determined by the eye care practitioner. Patients tend to over wear the lenses initially. The eye care practitioner should emphasize the importance of adhering to the initial maximum wearing schedule. Regular checkups, as determined by the eye care practitioner, are also extremely important.

CooperVision recommends that the Expressions be discarded and replaced with a new lens on a frequent replacement basis. The eye care practitioner is encouraged to determine an appropriate lens replacement schedule based upon the response of the patient.

DAILY WEAR: (less than 24 hours, while awake).
The **maximum** suggested wearing time is:

Day	Hours
1	6
2	8
3	10
4	12
5	14
6	All Waking Hours

EXTENDED WEAR: (greater than 24 hours, including while sleeping).

The wearing schedule should be determined by the eye care practitioner for each individual patient, based upon a full examination and patient history as well as the practitioner's experience and professional judgment. CooperVision recommends beginning extended wear patients with the recommended initial daily wear schedule, followed by a period of daily wear, and then gradual introduction of extended wear one night at a time, unless individual considerations indicate otherwise. The eye care practitioner should examine the patient in the early stages of extended wear to determine the corneal response. The lens must be removed, cleaned and disinfected or disposed of and replaced with a new lens, as determined by the eye care practitioner. (See factors discussed in the WARNINGS section). Once removed, a lens should remain out of the eye for a period of rest overnight or longer, as determined by the eye care practitioner.

LENS CARE DIRECTIONS

When lenses are dispensed, the patient should be provided with appropriate and adequate instructions and warnings for lens care handling. The eye care practitioner should recommend appropriate procedures and products for each individual patient in accordance with the particular lens wearing schedule and care system selected by the eye care practitioner, the specific instructions for such products and the particular characteristics of the patient.

Frequent/Planned Replacement Wear: For complete information concerning the care, cleaning and disinfection of Expressions refer to the Instructions for Wearers Manual for use in a Frequent/Planned Replacement Program.

CARE FOR A DRIED OUT (DEHYDRATED) LENS

If an Expressions Contact Lens is exposed to air while off the eye, it may become dry and brittle and need to be rehydrated. If the lens is adhering to a surface, apply sterile saline solution before handling.

To rehydrate the lens:

- Handle the lens carefully.
- Place the lens in its storage case and soak the lens in a recommended rinsing and storage solution for at least one hour until it returns to a soft state.
- Clean the lens first, then disinfect the rehydrated lens using a recommended lens care system.
- If after soaking, the lens does not become soft, if the surface remains dry, the lens should not be used unless it has been examined by the eye care practitioner.

CARE FOR A STICKING (NONMOVING) LENS

If the lens sticks (stops moving or cannot be removed), the patient should be instructed to apply 2-3 drops of the recommended lubricating or rewetting solution directly to the eye and wait until the lens begins to move freely on the eye before removing it. If nonmovement of the lens continues more than 5-10 minutes, the patient should immediately consult the eye care practitioner.

EMERGENCIES

The patient should be informed that if chemicals of any kind (household products, gardening solutions, laboratory chemicals, etc.) are splashed into the eyes, the patient should: **FLUSH EYES IMMEDIATELY WITH TAP WATER AND IMMEDIATELY CONTACT THE EYE CARE PRACTITIONER OR VISIT A HOSPITAL EMERGENCY ROOM WITHOUT DELAY.**

HOW SUPPLIED

Each lens is supplied sterile in a blister pack containing sterile buffered isotonic saline solution. The blister pack is labeled with the base curve, diameter, dioptric power, color, manufacturing lot number, and expiration date of the lens.

DO NOT USE IF THE CONTAINER IS BROKEN OR THE SEAL HAS BEEN DAMAGED

REPORTING OF ADVERSE REACTIONS

All serious adverse experiences and adverse reactions observed in patients wearing any Expressions or experienced with the lenses should be reported to:

CooperVision, Inc.
711 North Road
Scottsville, New York 14546
(800) 341-2020
www.coopervision.com